



THE RIBBON

The following is taken from an article entitled **The Ribbon**, by Judy Johnson, Yankton County, South Dakota Extension Home Economist.

As familiar as we are with 4-H, there are many people who believe judging starts at the purple ribbon level and goes down. **NOT TRUE!** Judging begins at the red ribbon level.

A **RED RIBBON** means that the project has met all the minimum standards for its class. The exhibit shows that an honest effort has been put forth, and while there are visible signs of needed improvement, the skill level of the 4-H'er is going up.

A **BLUE RIBBON** means that the project has exceeded the minimum standard set for its class. The exhibit has small flaws where improvements can be made.

A **PURPLE RIBBON** means that the exhibit is outstanding on all of the standards set up for the project. There are usually no flaws and if there are one or two very small ones, only the trained eye of a judge would see them.

Lastly comes the **WHITE RIBBON**. In all 4-H competition, it is probably the most misunderstood ribbon placing. A white ribbon means that, for one reason or another, the exhibit did not meet all of the minimum standards. What it **DOES NOT MEAN** is that the exhibit isn't worthwhile! In fact the white ribbon best emphasizes the meaning of 4-H; that the youngster has attempted a learned skill and demonstrated that skill in a public event. The public eye is one of the toughest tests that any 4-H'er can put his/her skills and knowledge up against. When 4-H'ers see a white ribbon, the first question they should be asking themselves is, "What have I learned, and how can I make it better?"

Aside from any placement of ribbons, what is most important is that the child was participating in an activity that will build his/her character in learning life skills that will be of benefit to them for life.

People remember the child, not the ribbon color.

COUNTY FAIRS

County Fairs - Held in July and August. The guidelines and rules are set up in the county fair books. **Projects must be pre-entered.** Members must be enrolled in a project by May 1st of the current year to enter at the county fair.

State Fair - Held in Hutchinson, Kansas in September. 4-H'ers must be 9 years old by January 1st of the current year to participate at the Kansas State Fair. A member must have received a purple ribbon at county level to participate at the State Fair in most projects. Pre-registration is due in August.


4-H AND COUNTY FAIR OBJECTIVES

Participation in county fairs is an opportunity and privilege for 4-H members. If they choose to participate, they are in effect asking for an adult to give his or her opinion regarding the quality of their exhibit or participation. Having asked for this opinion, they should accept it gracefully and learn from it.

County Fair Objectives

County fairs provide opportunities for 4-H'ers to:

1. Show what they've learned and accomplished in 4-H to the public.
2. Develop project skills.
3. Develop responsibility and self-confidence.
4. Gain knowledge, counsel, and encouragement from judges and others.
5. Develop leadership skills by assuming fair responsibilities and working together with others.
6. Learn new and better methods.
7. Compare their work with a "standard" and with other 4-H'ers.
8. Receive recognition and learn the importance of being both a good winner and a good loser.
9. Share ideas and make friends with other 4-H members.



SPORTSMANSHIP DURING COUNTY FAIR

Sportsmanship: Conduct becoming to an individual involving fair and honest competition, courteous relations and graceful acceptance of results. Sportsmanship roles should be followed by 4-Her's, parents, grandparents, volunteers, teen leaders, fair supporters spectators and everyone involved.

1) Teach your child sportsmanship. Require him/her to demonstrate sportsmanship before, during and following competitive activities.

Encourage them to:

- learn and follow rules
- be honest, fair, and straightforward in everything they say and do
- accept that the nature of competition is seeking to get what others are seeking, and results in both winners and losers
- be well mannered and show respect
- treat people, animals and things kindly
- refrain from ill humor and arguing
- accept judges' suggestions and the results with a positive attitude.
- Congratulate Winners!

2) Applaud for your children, your friends' children, your club members, and others to express appreciation and admiration.

3) Do not boo, heckle, make insulting comments about or to anyone.

4) Listen, act interested and be quiet when participants are introduced, when judges are talking and announcements are being made.

5) Encourage your child to politely ask questions if they have them. Make helpful suggestions to superintendents and agents.

6) Enjoy the program and accept our appreciation for setting a good example for today's youth.

BOOTHS

The booth size is approximately 6' x 6'. (Lane)

3' x 3' (Ness)

Booths do not go on to the State Fair

A Booth Exhibit is judged on the following:

General Appearance (20 points)

Power to attract & Hold Attention (25 points)

4-H Message Told (25 points)

Unity of Message (15 points)

Materials (15 points)



BOOTHS AND BANNERS

Your Club may choose to complete a booth or banner to promote 4-H or to share your club projects.

Banners are judged on the following

- 40% Educational Value (promotes 4-H or promotes decision and action)
- 20 % Interest and Originality (original, unusual or striking method of exhibition used, holds interest, clear theme or central idea)
- 20% Appearance (artistically designed, neat and attractive, can be viewed at a distance up to 20 feet)
- 20% Quality of Display Material (banner can be rolled/folded and displayed repeatedly without damaging the banner, banner is hung on a rod with rope or hanging wire strong enough to support banner)

Banners should be no more than 12 to 16 square feet, with a minimum of 3 feet on one side.

The dowel or rod that holds the banner must have a 6" chain/wire on each end and on each the end of the chain/wire must be an "S" hook for ease of hanging.

One Banner from each county may go to the State Fair.



LANE COUNTY 4-H GENERAL RULES

1. Livestock check-in times will be enforced within 10 minutes.
2. Each 4-H member is expected to enter at least one exhibit.
3. All livestock including horses will be released immediately following the livestock sale. Any exhibit removed before livestock sale will forfeit prize money. Exhibits in the 4-H building can be removed at posted times and dates. Pre fair setup and cleanup times will be announced each year.
4. Each clothing exhibit must be labeled with name of product, person's name, age, project enrolled in and club on the inside of the folder tag. On food labels the name age and club should be listed. Food preservation should be labeled giving the name and club member, on the jar.
5. Special permission may be granted by the Fair Board for exceptional situations.
6. In livestock projects, more than two animals may be exhibited per phase of project. A maximum total of three(3) animals or pens of poultry and rabbits may be sold at the livestock auction with a maximum of two animals per species.
7. All 4-H members must enter the showmanship contest with an animal in a division he exhibited to be eligible for sale except for poultry, and rabbit.
8. Feed and bedding for livestock will be provided by the exhibitor.
9. Members must show their own livestock exhibits or make arrangements to have animals exhibited by other Lane County 4-H members. Failure to properly exhibit stock will mean forfeiture of prize money even though ribbon is awarded. No outside help will be allowed with fitting and showing in every species. Only Lane County 4-H families, and project leaders will be allowed to help with the fitting of livestock at the fair.
10. Food exhibits should be brought on paper plates and in food grade bags. **NO GLASS OR CHINA PLATES WILL BE ACCEPTED**
11. In case there are less entries in any display than there are prizes, prizes will not be awarded unless exhibits are suitable quality.

All classes will be divided into blue, red, and white groups. Only best of the blue groups may enter state fair competition (see State Fair book) Purple ribbons will be awarded championship places. **ALL STATE FAIR ENTRIES WILL BE MADE BY THE COUNTY EXTENSION OFFICE THE WEEK FOLLOWING COUNTY FAIR.** Minimum age requirements for State Fair Exhibits and judging contests is 9 years of age as of January 1st of the current year.

POSTERS

12. Anyone interfering with a judge's decision will automatically disqualify the entry in question. Comments of the judges shall be placed on the entry card.
13. All members must own their project. Members may exhibit only items for projects in which they are enrolled.
14. Pre-registration forms shall be in the Extension office by predetermined date as set by the Extension Office.
15. The 4-H building will be open to view the exhibits as times are posted each year.
16. Except for booths and cookie jars, all classes will be rated on a point system. At the end of the fair, the total points by all 4-Hers will be divided into the total prize money and the value of point will be determined and each contestant's premium check will be figured from their total point earnings. Every exhibit will receive premium money The point system is Purple or Blue 3 points, red 2 points and 1 point White
17. All livestock will be run through 4-H livestock Sale fund and 2% commission will be withheld from all animals. 4-Hers must turn in stamped thank you notes addressed to the buyer of their animal, and to the sponsors of all other awards and prizes they received at the fair. These thank you notes need to be turned into the Extension office before the 4-H can receive their premium money.
18. Written placing must be on display with animals
19. Livestock fund will only be used to compensate for livestock that dies at the Lane County Fair from the time it steps onto the fair grounds until the animal is relinquished to the floor buyer.
20. Judging will be by age not experience in all projects.
21. Cards with colored stickers will be given out during the fair rather than ribbons. These can be redeemed at the office for ribbons for those who request them. Grand Champion and Reserve Champion ribbons will still be given out and displayed at the fair.
22. Any Exhibit that is brought in for judging, but the exhibitor chooses not to have it displayed, will receive only a ribbon award but no premium.
23. All food products for judging need to be in food grade bags. Exhibitors are also encouraged to enclose a 3x5 card stating the product is in a food grad bag.

Posters should be no larger than 22"x 28". They should be eye-catching. Posters can either be educational or promotional.

Educational posters - Teach the audience something that is project related.

Promotional posters - Encourage others to join or learn about the project.

Posters are judged on

- ★ General Appearance
- ★ Information Given
- ★ Organization

Posters need to be ready to hang.

Posters may be computer generated, but remember that posters as well as every project exhibit need to be completed by the child. Parents can help but the majority of the craftsmanship and ideas need to come from the 4-H member.



EDUCATIONAL EXHIBIT

Educational Exhibits should include

- ❑ a background of some sort, the tri-fold science boards work great.
- ❑ General Appearance (artistic-neat, well balanced, pleasing colors, proper amount of material, properly displayed)
- ❑ Plan of action (one central theme, important items shown, equal display for important items and Shows some phase of 4-H)
- ❑ Ability to attract and hold attention (interesting presentation, moving parts, audience participation, effects of design, color, lighting etc)
- ❑ Effectiveness in telling a story (current interest, idea grasped quickly and easily, idea shown simply and clearly, Subject matter accurate, education value)
- ❑ Quality of workmanship (easy to read, models well proportioned, good background material, fresh perishable items)
- ❑ Creativity (original idea, functional design,)
- ❑ Knowledge of project (familiarity with procedures, knowledge about related activities)



NESS COUNTY 4-H GENERAL RULES

1. 4-H exhibitors must be enrolled in the project to be eligible to exhibit. All members must own project.
2. All market animals must be officially tagged by date set by 4-H council.
3. All exhibits must be the 4-Hers current years work.
4. All food preparation will be sold by the 4-H council following judging.
5. All 4-Hers must care for their own exhibits and provide feed and care.
6. All 4-Hers must fit and show their own animals in all classes. Adults may help members 7-12 years of age if member is present. Adults may be present, but may not fit animals for members 13 and over. This will be enforced. When the 4-Her has two animals in a class or when circumstances make it physically impossible for the 4-Her to be present another Ness County 4-Her may show the exhibit.
7. Any 4-Her may exhibit two entries per class in livestock breeding classes and four market animals in each livestock species.
8. All exhibits must be entered by the designated time in the fair schedule.
9. Market Livestock classes may be divided by weight if deemed necessary by department supervisor.
10. All breeding animals must be purebred to enter the purebred classes. There is a crossbred breeding class for beef, swine and sheep.
11. In case there are less entries in any display than there are number of prizes, prizes will not be awarded unless the exhibits are suitable quality.
12. Anyone interfering with a judge's decision will automatically disqualify the entry in question.
13. The better exhibits in all the foregoing 4-H classes will be placed in Purple, Blue, red and white ribbon groups. One grand champion and reserve grand champion will be awarded in each department, unless otherwise stated. The points earned by the various ribbons the 4-Hers receive will totaled and divided into the amount of premium money provided by the Ness County Fair Association.

This will equal the price per point multiplied times the total points earned by each 4-H member and will equal that members total fair premium money. This is the Danish system of awarding premiums.

14. 4-H class champions will be awarded points only for the highest award received as follows: Champion 1.5 times blue, Reserve Grand Champion 2 times blue, Grand champion 3 times blue.
15. All exhibits receiving a purple ribbon are eligible for state fair competition provided there is a class for such exhibit at the state fair, dealing with age etc., and they meet the state fair requirements. State Fair age requirements- 9 years old as of January 1 of the current year, unless otherwise stated.
16. Cloverbud 4-H members ages 5 and 6 will have a consultation type show and share, where they get to select their ribbon choice. Cloverbud Program is based on activities not projects and is not for competition. Each Cloverbud may enter up to 8 exhibits for display. Cloverbuds **DO NOT** receive premiums.
17. Fitting and showing in each species group (beef, sheep, swine, and dairy) will show first prior to market and breeding classes.

*“Knowledge
for Life”*

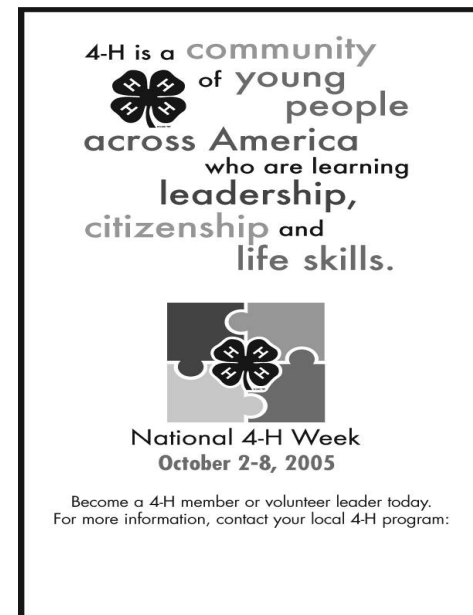
PROJECT NOTEBOOKS, BANNERS, BOOTHS, EDUCATIONAL DISPLAYS AND POSTERS

Many project areas have a class for notebooks, booths, educational exhibits and posters. Here are some general guidelines that will help you when planning an exhibit of this type.

Notebooks

4-H project notebooks should include

- Introduction (Introduce yourself, project goals, and experience.
- Content (extent of project work, activities completed, people reached, shows what was learned)
- Organization (neat, and readable, page tabs, page numbers, index, list of resources if used)
- Neatness (attractive cover, title page, color coordinated, theme)
- Summary (accomplishments listed, successes & failures, plans for the future)



Pre-Enter by the deadline set forth
by 4-H Council, the Extension
Office and the Fair Board.

Have Fun!

Ask questions, we are here
to help you learn.

The only dumb question is the
question not asked!




RUSH COUNTY 4-H GENERAL RULES

1. Only Rush County 4-H members may exhibit the results of their current year project work in classes designated for the projects they are enrolled in. Youth participating in Walnut Creek Extension Sponsored special interest classes and day camps may exhibit their work in the project they are enrolled.
2. Age is determined as of January 1 of the current year
3. The consultation or interview method of judging will be used on 4-H entries except animals.
4. 4-H entries may be entered Wed. evening of the fair from 7pm-9pm or Thursday of the fair as follows
 - Crops 8-10 am
 - Foods 8-10 am
 - Livestock 9am to 2:30 pm
 - Woodworking 9-11am
 - Other Entries 9am to 1pm

No Animals, Crops or Food may be entered Wed. night.
5. No more than 2 entries per person per class unless stated otherwise.
6. Cloverbud 4-H members ages 5 and 6 will have a consultation type show and share, where they get to select their ribbon choice. Cloverbud Program is based on activities not projects and is not for competition. Each Cloverbud may enter up to 6 exhibits for display. Cloverbuds **DO NOT** receive premiums
7. All clothing entries including knitted and crocheted style revue entries must be pre entered by early July. All other entries must be pre-entered by July 10th. See mailed information closer to fair time for specific dates.
8. Booth and display spaces must be reserved by calling the Extension office.
9. Stalls will be furnished for all livestock. No stall rent on 4-H or FFA livestock exhibits, but each exhibitor will furnish their own feed and bedding.
10. No premium or ribbon awarded unless the exhibit merits it.
11. 4-H exhibits will be awarded blue, red and white ribbons. Champion and Reserve Champion ribbons awarded at judges discretion.
12. Purples ribbons will be awarded to those exhibits designated by the judge as being of State Fair Quality.

13. Booths, Displays notebooks, and posters may not go the State Fair unless stated elsewhere in the fair book.
14. All Grand Champion and exhibit champion pictures will be taken at a designated time during the fair.



COUNTY FAIR TIPS

- ✓Get a copy of last years fair book early in the year to see what you can exhibit in each project area. Plan for those items.
- ✓Plan to be 15-20 minutes early for your judging time slots, do to scratches and cancellations.
- ✓Consultation judging can really benefit you as a 4-Her.
- ✓Remember today's results are only one person's opinion. If you are happy with the out come than you have accomplished your goals.
- ✓Don't wait until the last minute to prepare for County Fair.
- ✓Read the Fair book and observe rules.
- ✓Have a good attitude and come willing to learn.
- ✓Show GREAT CHARACTER and Good Sportsmanship throughout the whole County Fair.
- ✓ Work toward Making the Best Better
- ✓Help your friends, your neighbors, your club members, your parents and your children.
- ✓Be Patient, and remain calm there are lots of people involved so not everything will run smoothly all the time.



rvtech.com

✓HAVE FUN



rvtech.com